


# POWERMAN® BABY

## MY FIRST LEARNING ROBOT



**INSTRUCTION MANUAL**

**ROBISEN**

**LXIBOOK®**

**LEARNING**



Learning numbers, shapes and colours:  
By pressing any button, Powerman® Baby will say the corresponding number, shape or colour.

**QUIZ MODE**



Test your knowledge with quiz mode:  
Powerman® Baby will ask questions for you to find the corresponding numbers, shapes and colours.

**DANCE MODE**



Let the party begin!  
Powerman® Baby will sing and dance if you press on his head.

**EASY TO USE**



Operates with a single click:  
Powerman® Baby goes into sleep mode automatically when not in use to save energy but wakes up as soon as you press a button!

### PACKAGING CONTENTS

When opening the product's packaging, please ensure that the following elements are included:



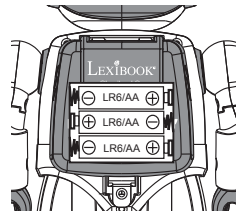
1 x POWERMAN@BABY



1 x instruction manual

**WARNING:** All packaging materials, such as tape, plastic sheets, wire ties and tags are not part of this toy and should be discarded for your child's safety.

### BATTERY REQUIREMENTS



The robot operates with  
3 x 1.5V AA/LR6=== batteries (not included)

#### ROBOT:

##### Battery installation or replacement

1. Use a screwdriver to loosen the screw on the battery compartment located at the back of the robot.
2. Push the compartment door latch, and then pull to remove the compartment.
3. Install or replace 3 x AA/LR6=== batteries, observing the polarity indicated at the bottom of the battery compartment, and as per the diagram shown opposite.
4. Close the battery compartment and tighten the screw.

**Note:** Switch off the power before replacing batteries. Use only alkaline batteries, other type of batteries may affect the performance.

Non-rechargeable batteries are not to be recharged. Rechargeable batteries are to be removed from the toy before being charged. Rechargeable batteries are only to be charged under adult supervision. Different types of batteries or new and used batteries are not to be mixed. Only batteries of the same or equivalent type as recommended are to be used. Batteries are to be inserted with the correct polarity. Exhausted batteries are to be removed from the toy. The supply terminals are not to be short-circuited. Do not throw batteries into a fire. Remove the batteries if you are not going to use the toy for a long period of time. Batteries shall not be exposed to excessive heat such as sunshine, fire or the like.

**WARNING:** Malfunction or loss of memory may be caused by strong frequency interference or electrostatic discharge. Should any abnormal function occur, remove the batteries and insert them again.

### MAINTENANCE AND WARRANTY

Only use a soft, slightly damp cloth to clean the unit. Do not use detergent. Do not expose the unit to direct sunlight or any other heat source. Do not immerse the unit in water. Do not dismantle or drop the unit. Do not try to twist or bend the unit.

This product is covered by our 2-year warranty.

For any claim under the warranty or after-sales service, please contact your distributor and present a valid proof of purchase. Our warranty covers any manufacturing material and workmanship defect, with the exception of any deterioration arising from the non-observance of the instruction manual or from any careless action implemented on this item (such as dismantling, exposing to heat and humidity, etc.). It is recommended to keep the packaging for any further reference. In a bid to keep improving our services, we could implement modifications on the colours and the details of the product shown on the packaging.

**NOTE:** Please keep this instruction manual, it contains important information.

Reference: ROB15EN  
Designed and developed in Europe – Made in China

**Lexibook S.A.**  
6 avenue des Andes  
Bâtiment 11  
91940 Les Ulis  
France

www.lexibook.com – © Lexibook®

**United Kingdom & Ireland**  
For after-sales service, please contact us at [savcomfr@lexibook.com](mailto:savcomfr@lexibook.com)

Follow us

@LexibookCom



#### Environmental Protection:

Unwanted electrical appliances can be recycled and should not be discarded along with regular household waste! Please actively support the conservation of resources and help protect the environment by returning this appliance to a collection centre (if available).

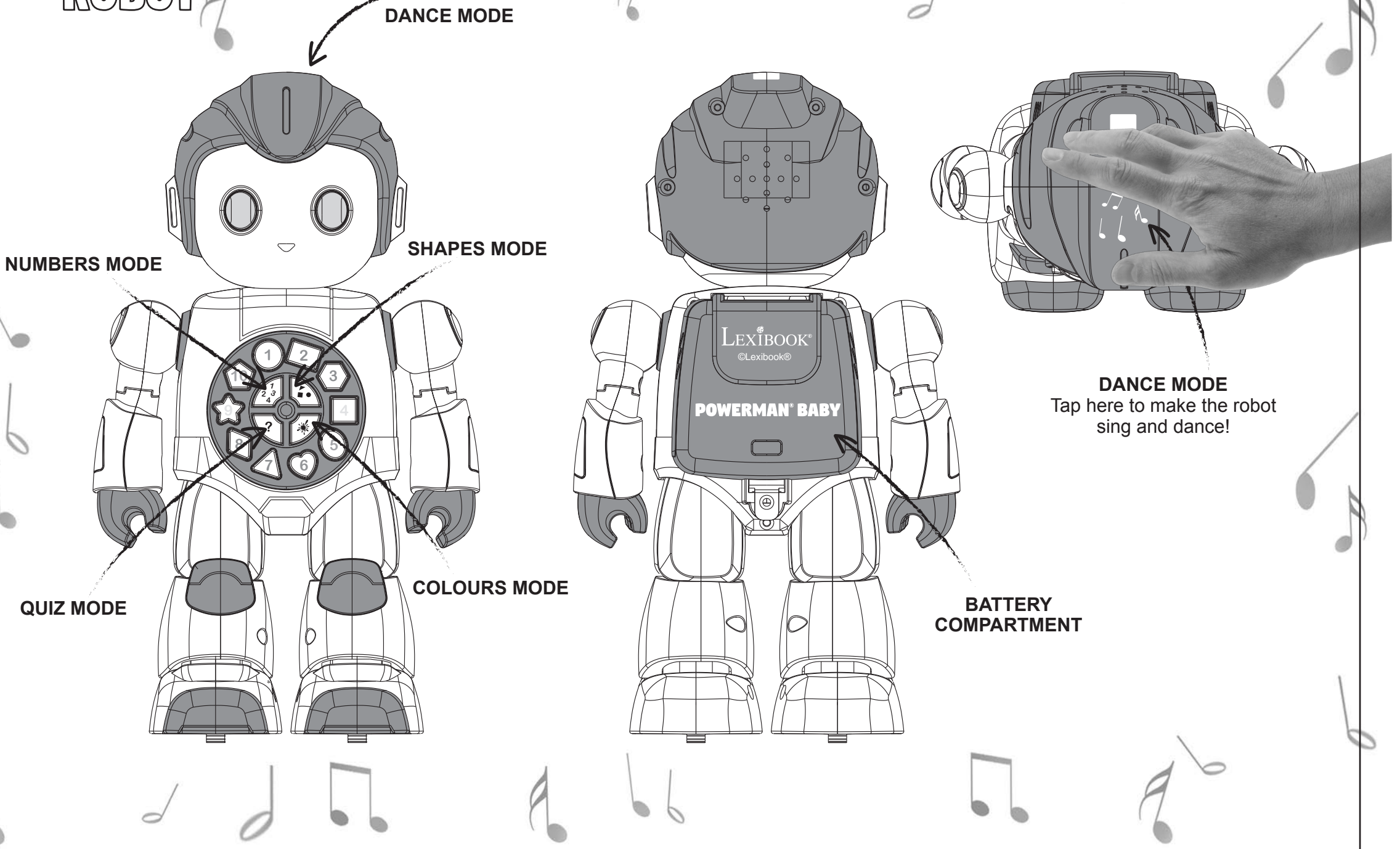


IM code: ROB15EN\_IM2260



**DISCOVER POWERMAN JR.**

**ROBOT**



**DISCOVER THE OTHER MEMBERS OF OUR ROBOT FAMILY!**

**POWERMAN® JR.**

My 1st remote-controlled robot that is programmable and can read minds!


**POWERMAN®**

My 1st remote-controlled robot with educational quizzes, stories, voice playback, disc shooting and more!

**POWERMAN® MAX Powerman® Kid**

The programmable remote-controlled educational robot with more than 400 quizzes, a story generator and many new features!

The educational robot that is not only programmable, with over 450 quizzes and a story generator, but also BILINGUAL! He speaks French and English!



3+

4+